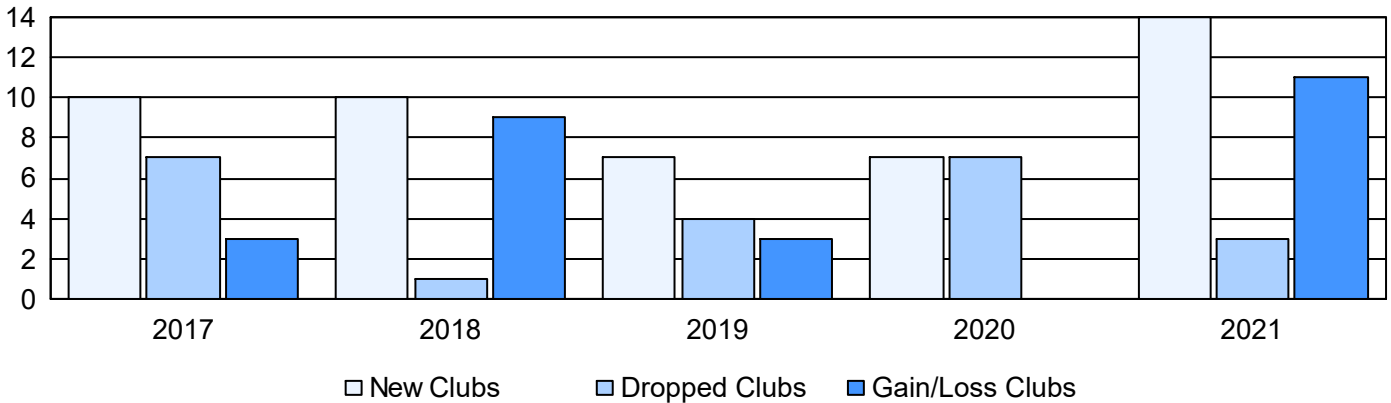
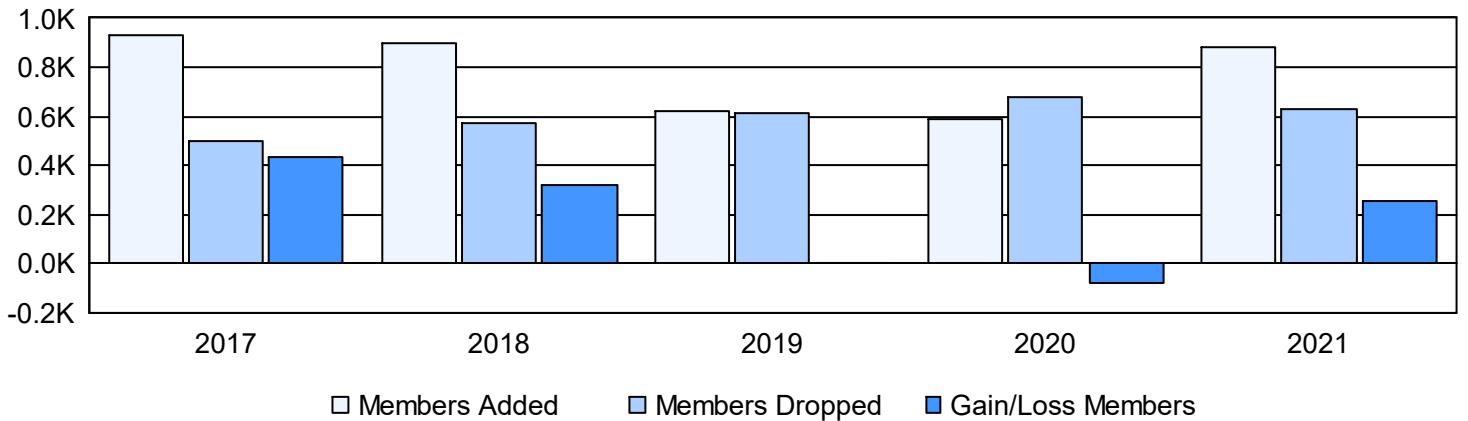


Year	New Clubs	Dropped Clubs	Gain/ Loss Clubs	New Members	Charter Members	Reinstate Members	Transfer Members	Total Member Added	Total Members Dropped	Gain/ Loss Members
2016-2017	10	7	3	601	301	20	12	934	499	435
2017-2018	10	1	9	552	321	23	3	899	576	323
2018-2019	7	4	3	363	241	12	5	621	616	5
2019-2020	7	7	0	398	167	24	3	592	674	-82
2020-2021	14	3	11	485	352	31	12	880	626	254
Average	10	4	5	480	276	22	7	785	598	187

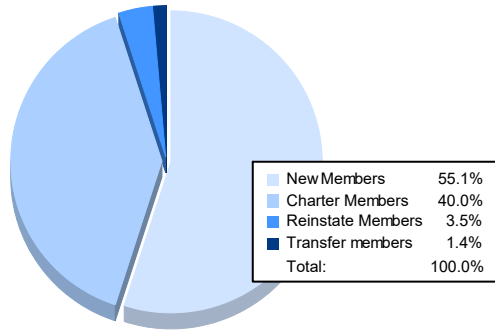
Clubs



Members



Membership Composition June 2021 Cumulative



Gender Composition June 2021 Cumulative

